

The Skipper **XS** cord strap holder/receiver



Thread hole

The cord strap should be fed through here.

Grip hole

The cord strap exits through here.



Magnets (1-3)

The reverse houses three magnets.

Protective pads (4-7)

Prevents damage to the attached structure.

Cord Stopper

Stops the cord strap going completely through the thread hole.




Surface protector


Prevents damage to the attached structure.

Cord

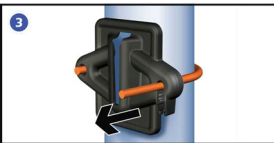
An elasticated cord to wrap around structures.



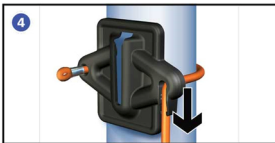
Feed the cord strap through the thread hole until it reaches the end knot



Thread the cord strap through the surface protector



Feed the cord strap through the grip hole and pull tightly until the accessory is held firmly in place



Pull the cord strap downwards and press into the groove to fasten. Then simply attach a Skipper XS or tape end